


Color Scheme Standardization



Color Definition



RAL 1003
Signal Yellow

RAL 1023
Traffic Yellow

RAL 2004
Pure Orange

RAL 3001
Signal Red

RAL 3020
Traffic Red

RAL 5012
Light Blue

RAL 5015
Sky Blue

RAL 6011
Reseda Green

RAL 6018
Yellow Green

RAL 6024
Traffic Green

RAL 7012
Slate Grey


RAL 7015
Basalt Grey

RAL 7035
Light Grey

RAL 9001
Cream

RAL 9010
Pure White





Bay Interiors


Pathway




RAL 5015
Sky Blue

RAL 1003
Signal Yellow

RAL 7012
Slate Grey




Bay Interiors Jigs & Fixtures



RAL 5012
Light Blue



Overhead Crane & Structure Railing, Stair Case




RAL 1023
Traffic Yellow

RAL 9016
Jet Black



Crane Hook



RAL 1003
Signal Yellow

RAL 3001
Signal Red



Machine Body (Fixed Part)



RAL 2004
Pure Orange

RAL 5015
Sky Blue

Rotating & Moving Parts, Machine Movable Part



RAL 2004
Pure Orange



Interior Wall & Beam & Exterior Walls



White Bush L176 & Grey Day N



White Bush and Grey Day N border